

PURKEYS

A MISSION CRITICAL ELECTRONICS BRAND

ONECONNECT™ NOSEBOX

INSTALLATION GUIDE





CONTENTS

General Information	2
OneConnect Nosebox Installation.....	3
7-Way Installation	4
Part List.....	6
Limited Commercial Warranty Policy.....	11

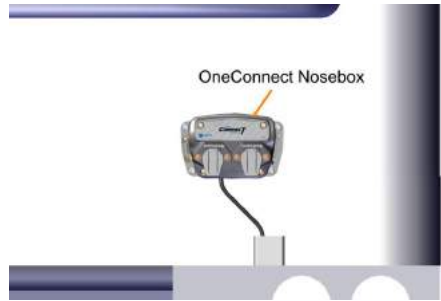
GENERAL INFORMATION

The Purkeys OneConnect™ nosebox connects power from the tractor to the trailer electrical system and is available in the following configurations:

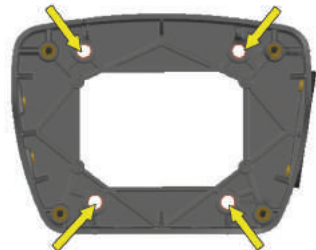
- 7-way
- 7-way and dual pole
- Dual pole
- Dual pole and single pole

ONECONNECT NOSEBOX INSTALLATION

Step 1: Using the supplied mounting screws, mount the OneConnect nosebox at the front of the trailer, using the mounting holes on the plate.



Note: The mounting plate can be removed if space is an issue or if a standard bolt pattern is wanted. Simply remove the plate and mount the nosebox to the trailer using the supplied mounting screws and the standard bolt holes inside the nosebox.



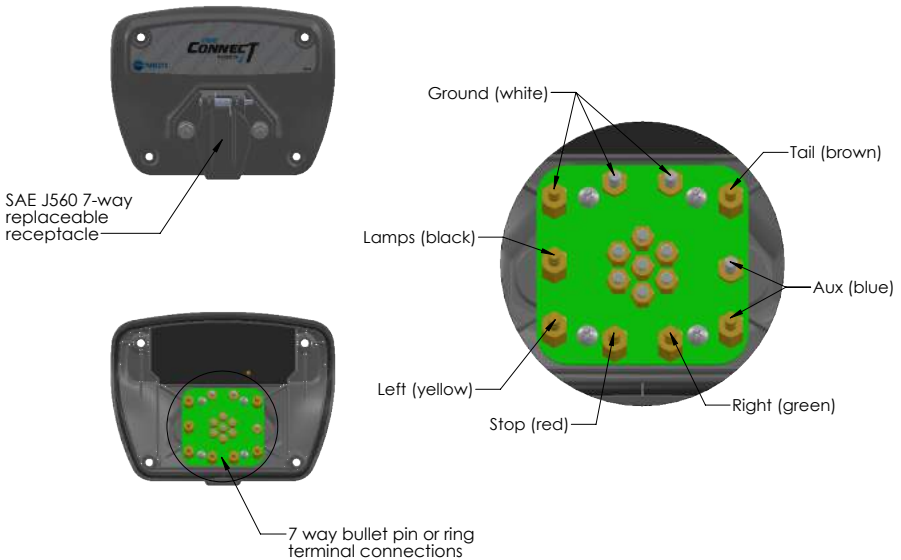
ONECONNECT INSTALLATION GUIDE

7-WAY INSTALLATION

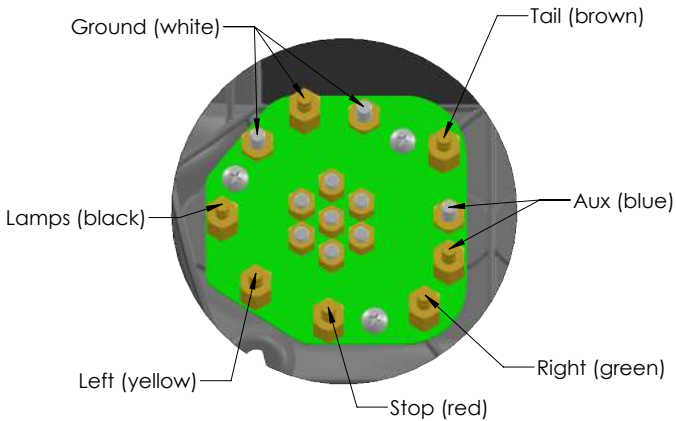
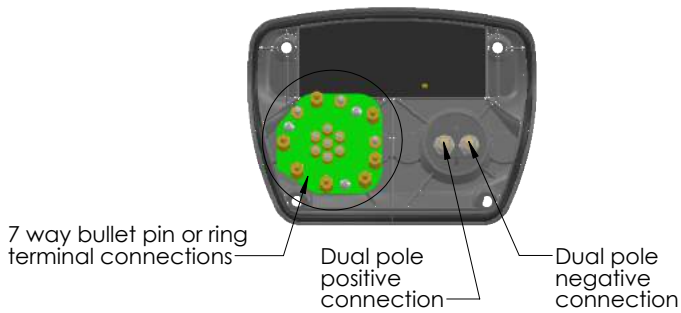
Route the 7-way harness through the liquid-tight grommet on the bottom side of the nosebox. Use either bullet pin or ring terminal connections to connect the 7-way harness to the nosebox:

- For bullet pin connections – Place the correct wire onto the bullet pin connection. The color and name for each circuit is indicated on the circuit board and correlates with the wire color on the 7-way harness.
- For ring terminal connections – Remove the bullet pin from the circuit board, place the ring terminal onto the threaded stud (do not remove the jam nut), and reinstall the bullet pin connector onto the threaded stud. Torque the bullet pin on the ring terminal to 25 lb-in. The color and name for each circuit is indicated on the circuit board and correlates with the wire color on the 7-way harness.

Note: See the following diagrams for the 7-way connections of each nosebox configuration.



7-way receptical only



7-way/dual pole recepticals

ONECONNECT INSTALLATION GUIDE

PART LIST



Part # ONECONNECT-1
OneConnect, 7-Way



Part # NB00041
Receptacle, Nylon 7-Way



Part # 900-9
Nosebox, 7-Way Receptacle, and
Support PCBA Replacement Kit for
Single Lid



Part # 800-59
OneConnect 7-Way Lid



Part # ONECONNECT-2
OneConnect, Dual Pole



Part # NB00048
Receptacle, Nylon Dual Pole



Part # F00026
Fuse, 200 AMP Mega



Part # 800-55
OneConnect, Dual Pole Lid

ONECONNECT INSTALLATION GUIDE



Part # ONECONNECT-3

OneConnect 7-Way With Dual Pole



Part # 800-60

OneConnect, 7-Way With Dual Pole
Lid



Part # 900-10

Nosebox, 7-Way Receptacle, and
Support PCBA Replacement Kit for
Dual Lid



Part # ONECONNECT-4

OneConnect, Dual Pole With Single
Pole



Part # NB00053

Receptacle, Nylon Single Pole



Part # 800-61

OneConnect, Dual Pole With Single Pole



ONECONNECT™ NOSEBOX
INSTALLATION GUIDE



3/8/21 Doc 1.00

Part # 300-21

OneConnect Nosebox Installation Guide

ONECONNECT INSTALLATION GUIDE

LIMITED COMMERCIAL WARRANTY POLICY

MCE Purkeys FE, LLC (hereafter “Purkeys”), warrants each product to be free of defects in material or workmanship under normal use and service. This warranty is for the benefit of Original Equipment Manufacturers, Dealers, Warehouse Distributors, Fleets, or other End Users (hereafter “Customers”) and covers products manufactured by Purkeys and sold new to Customers either directly by Purkeys or by its authorized dealers, distributors, or agents. The length of the Warranty Period is 36 months.

The warranty period commences on the in-service or install date and is not transferable. Failure to provide the in-service or install date on the warranty claim form will cause the warranty period to begin on the date the part was manufactured, or date of sale recorded on the original sales invoice, whichever is earlier.

A completed warranty claim form should accompany all parts submitted to Purkeys for consideration for repair or replacement under warranty. The submitted claim form should contain all of the information required. Lack of a properly or fully completed claim form will result in delay or denial of warranty claim. Claims must be submitted no later than 30 days after part is removed.

This warranty does not apply if, in sole judgement of Purkeys, the product has been damaged or subjected to accident, faulty repair, improper adjustment, improper installation or wiring, neglect, misuse, or alteration or if the product failure is caused by defects in peripheral vehicle components or components attached to the Product or failure of a part not manufactured by Purkeys.

This warranty shall not apply if any Purkeys product is used for a purpose for which it is not designed or is in any way altered without the specific prior written consent of Purkeys. ANY product alleged by a Customer to be defective must be inspected by Purkeys as a part of the warranty claims process in order to confirm that the part has failed as a result of a defect in material or workmanship.

Transportation for products and parts submitted to Purkeys for warranty consideration must be prepaid by Customer. Repaired or replaced products and or components will be returned to Customer pre-paid by Customer or “freight collect” to the address provided by Customer in the warranty claim form. No charge will be made for labor or material in effecting such repairs.

The Warranty provided by Purkeys hereunder is specifically limited to repair or replacement of the Product as Purkeys deems most appropriate in its sole discretion. Purkeys neither assumes nor authorizes any other person to assume on its behalf any other warranty or liabilities in connection with Purkeys products. The Warranty does not apply to fuses or other “consumable” or maintenance items which are or may be a part of any Purkeys product.

THIS WARRANTY DOES NOT APPLY TO LOSS OF VEHICLE OR EQUIPMENT, LOSS OF TIME, INCONVENIENCE, OR OTHER INCIDENTAL OR CONSEQUENTIAL DAMAGES. PURKEYS SPECIFICALLY DISCLAIMS AND SHALL NOT BE LIABLE FOR INCIDENTAL OR CONSEQUENTIAL DAMAGES arising out of or from the use of Purkeys products by the Customer.

THIS LIMITED WARRANTY IS IN LIEU OF ALL OTHER WARRANTIES, INCLUDING COMMON LAW WARRANTIES OF FITNESS FOR A PARTICULAR PURPOSE, MERCHANTABILITY, AND ANY OTHER EXPRESS OR IMPLIED WARRANTIES. ALL OTHER SUCH WARRANTIES ARE SPECIFICALLY DISCLAIMED.

This Limited Commercial Warranty supersedes all previous Warranty Policies issued by Purkeys and any of its suppliers.

