



Product Specification Data Sheet

Always Hear Important Messages

The AWARE™ connects between the radio and truck speakers and wirelessly connects the telematics computer or other electronic device. This allows the driver to safely and clearly get messages through the truck audio system.

It ensures the volume and quality of the sound make the message clear, even at freeway speeds.

Additional optional features allow for hands-free cell phone use.



Electrical Specifications:

Input Voltage.....	9–18 VDC
Input Current.....	3.5 A Maximum
Quiescent current.....	< 30 mA
Temperature Range	-40° C–85° C
Wireless	$\pi/4$ DQPSK
Connection Distance	10 Meters
Microphone.....	Omnidirectional (3.5 mm audio jack)
Dimensions	4.16" x 1.30" x 2.25"
Weight.....	approx. 5.2 oz

See the following pages for diagrams.

Features:

- Wireless audio streaming (A2DP)
- Hands free functionality (HFP)
- Independent operation from the OE radio/deck
- Low power class D amplifier
- ISO10487 interconnections
- Plug and play
- Powers from switched ignition power
- Easy pairing/repairing (see guide)
- Overrides OE radio/stereo upon detection of audio stream or telephone call
- Designed to meet SAE J1455 for in-cab use
- Wireless transmission certified in USA, Canada, Japan, Korea, Taiwan, EU, China



Specifications

Audio Interrupter

Audio Specifications (Input):

Mic in THD + N @30mVrms	0.02%	Mic SNR(3)	88dB
Mic Input impedance.....	24k Ω		

Audio Specifications (Output):

Max output power	2 X 20 Watts @ 8 Ω	Crosstalk(2)	-68 db @ 10kHz
THD + N (1)	0.3%	PSRR(5)	63 dB @ 8V - 28V

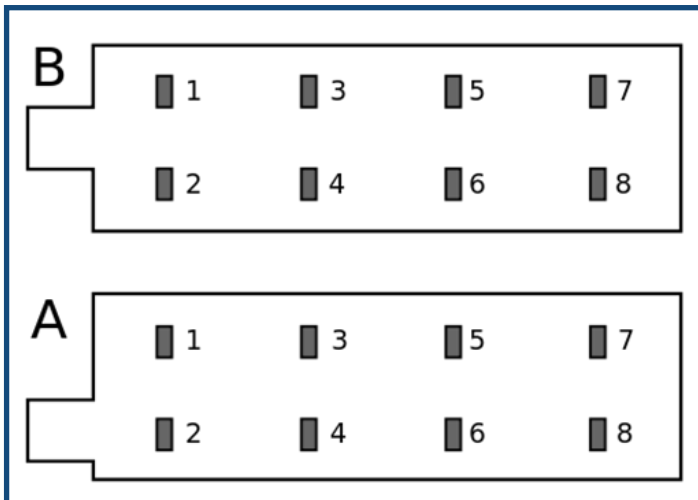


Diagrams

Audio Interrupter

Connections:

ISO10487 Connectors



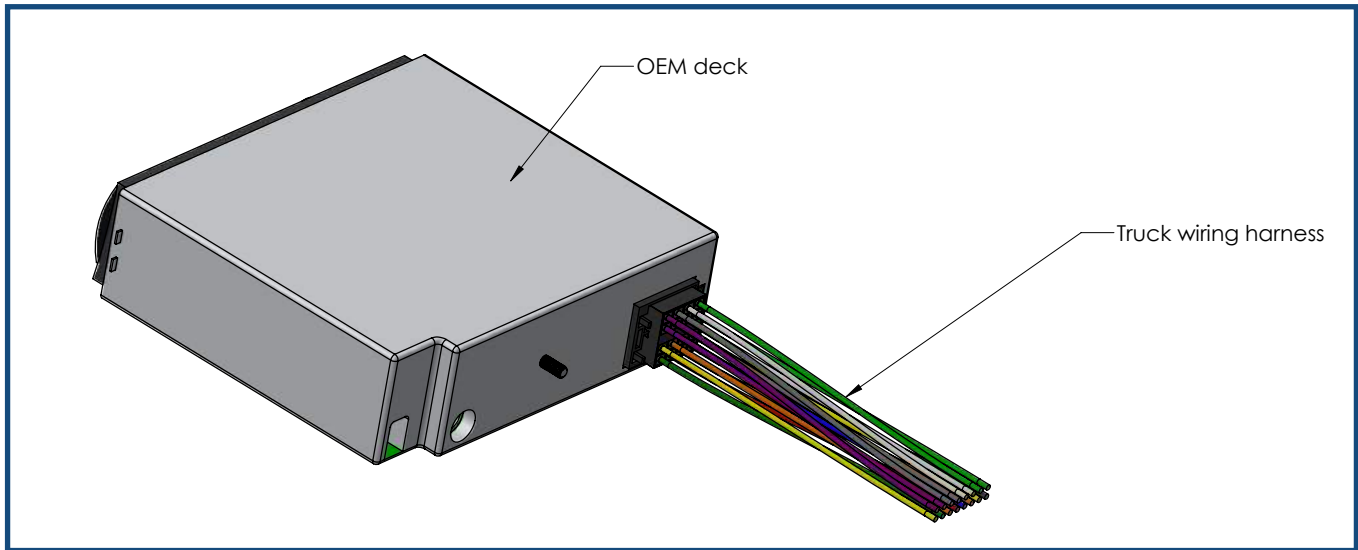
A Pin	Description	B Pin	Description
1	Speed Signal (pass through)	1	Right rear +
2	Phone Mute (pass through)	2	Right rear -
3	NC	3	Right front +
4	+12 V Battery (pass through)	4	Right front -
5	Antenna motor out (pass through)	5	Left front +
6	Illumination (pass through)	6	Left front -
7	+12 V switched (power)	7	Left rear +
8	Ground	8	Left rear -

Note: Connections continued on following page.

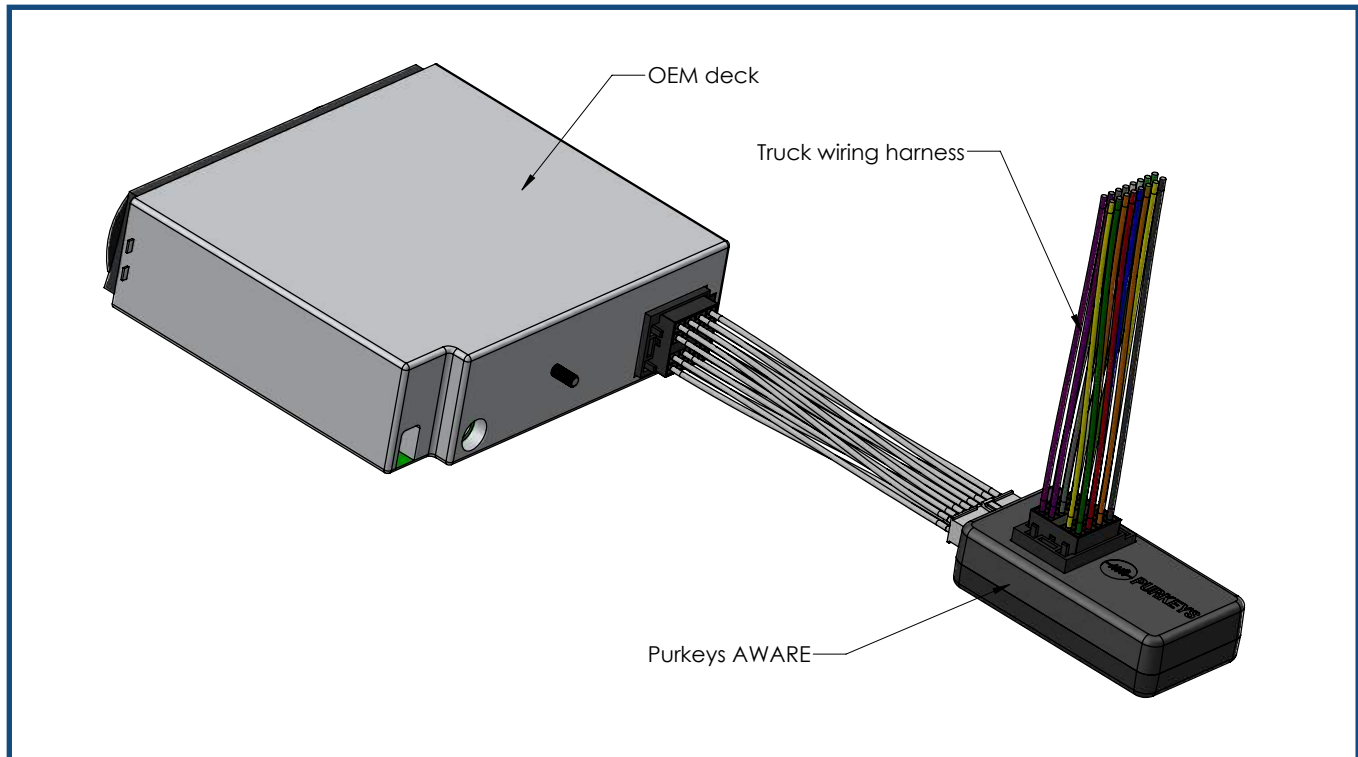


Diagrams Audio Interrupter

Before installing the AWARE



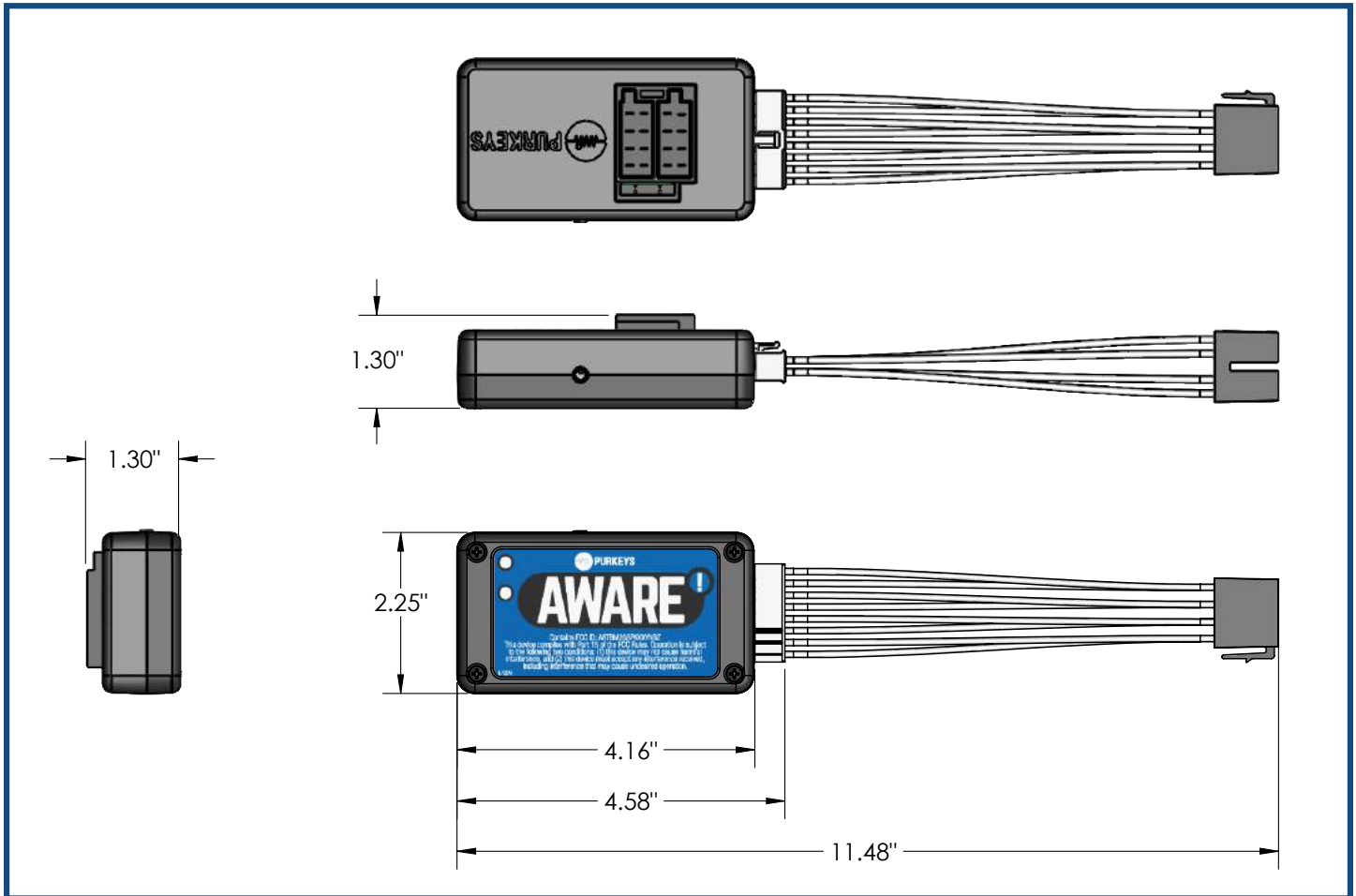
After installing the AWARE





Diagrams Audio Interrupter

Dimensions:






Diagrams

Audio Interrupter

Call-outs:

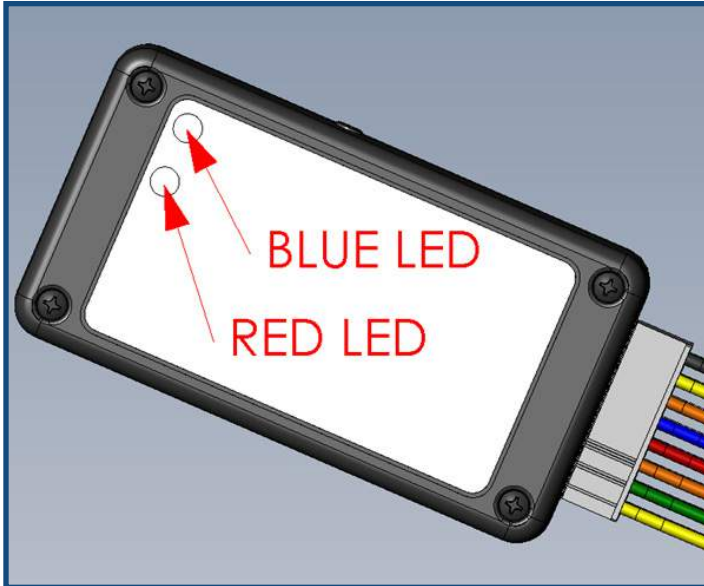




Diagrams

Audio Interrupter

LED Indication:



LED Function	Pattern
Power On	Both LEDs flash quickly
Pairing Mode	Slow alternate LED flash
Pairing successful	Flash Blue LED
Linked	Double blue blink
Standby	Single blue blink
A2DP Stream	Both LEDs flash slowly
Link Back	Blue blink fast